

PRODUCT HIGHLIGHTS

Efficient and Environmentally Friendly

- Higher work efficiency
- Environmental protection, zero emissions

Reduced Maintenance Costs

- Rapid, convenient transportation with two-way forklift slot
- Lower cost of ownership with highly versatile parts

Reliable Performance

- Bumper rail protection



Standard Features

2WD×2WS	Maintenance-free battery	Fault diagnosis system
Non-marking tires	Proportional control	Forklift pocket and lifting eyes
Emergency stop	Electrophoretic painting	Tilt protection system
Flashing beacon	Forklift pockets and lifting points	Overload sensing system
Foldable guardrail	Automatic pothole protection	Manual storage box
Drivable at full height	Bumper rails	
White noise alarm	Trackunit ready connector	

Options & Accessories

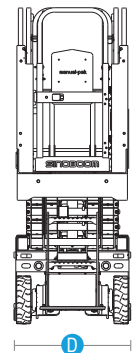
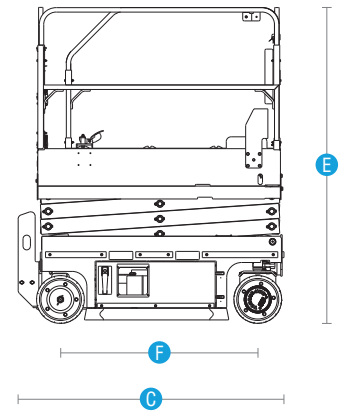
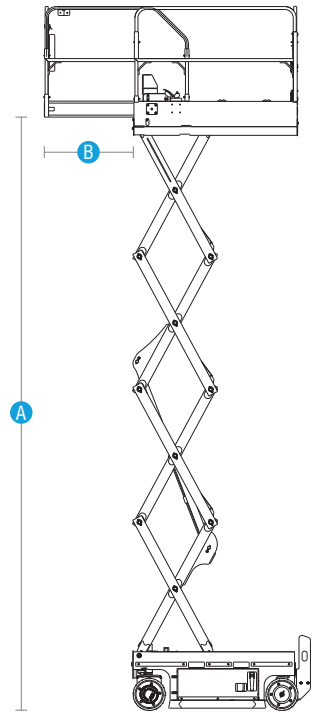
RCBO	Platform work light	
AC power to platform	EQSS/Protector	
AC drive motor	Battery isolator	

ELECTRIC SCISSOR LIFTS

0608ME (1932ME)

Compliant with CE/ANSI/CSA/EAC/AS/KCS standards

Model	0608ME (1932ME)
Dimensions	
Max Working Height (Indoor/Outdoor)	7.8 m (25'7")
A Max Platform Height (Indoor/Outdoor)	5.8 m (19')
B Max Horizontal Extension	0.9 m (3')
C Length-Stowed	1.8 m (5'11")
D Width-Stowed	0.81 m (2'8")
E Height-Stowed (Rail Folded)	1.88 m (6'2")
E Height-Stowed (Rail Unfolded)	2 m (7')
F Wheelbase	1.334 m (4'4")
Ground Clearance (Pothole Guard Stowed)	0.075 m (3")
Ground Clearance (Pothole Guard Deployed)	0.024 m (0.95")
Platform Dimensions (L×W×H)	1.64 m × 0.76 m × 0.96 m (5'4.6" × 2'6" × 3'7")
Performance	
Platform Capacity	230 kg (507 lbs)
Extension Platform Capacity	120 kg (265 lbs)
Platform Occupants (Indoor/Outdoor)	2 Persons/1 Person
Drive Speed (Stowed)	0~4 km/h (0~2.5 mph)
Drive Speed (Raised)	0~0.8 km/h (0~0.5 mph)
Lift Time (Unloaded)	15 s~20 s
Lower Time (Unloaded)	25 s~30 s
Gradeability	25%
Max Allowable Inclination (front-to-back/side-to-side)	3°/1.5°
Turning Radius (Inside/Outside)	0/1.49 m (0/4'10.7")
Tyre Size/Type	323 × 100 mm (12.7 × 4")/solid
Power	
Drive×Steer	2 WD×2 WS
Power Source (V/kW)	24 V/2.2 kW
Drive Motor (V/kW)	24 V DC/0.6 kW 24 V AC/0.6 kW
Hydraulic Tank Capacity	6L (1.3gal(UK)/ 1.6gal(US))
Batteries	24 V, 220Ah (Lead acid battery)
Charger (Input/Output)	100~240V AC/30 A
Weight	
Weight (Indoor/Outdoor)	1,575 kg (3,473 lbs)
Standards Compliance	CE/ANSI/CSA/EAC/KCS



Auckland, Head Office
6-10 Parkway Drive,
Mairangi Bay,
Auckland
(+64) 09 443 2436
sales@yrco.co.nz

Auckland, Mt Wellington
20L Sylvia Park Road,
Mt Wellington,
Auckland
(+64) 09 553 5470
salesmtwell@yrco.co.nz

Waikato
3/31 Chafer Place,
Te Rapa,
Hamilton
(+64) 07 595 0245
saleswaikato@yrco.co.nz

Wellington
8 Broken Hill Road,
Porirua,
Wellington
(+64) 04 212 2456
saleswell@yrco.co.nz

Christchurch
20 Nga Mahi Road,
Sockburn,
Christchurch
(+64) 03 341 6923
saleschch@yrco.co.nz

4C+
CELEBRATING
OVER 40 YEARS
IN BUSINESS

**YR Youngman
Richardson**